



### District Report Card: 2017


<b>State:</b> Chhattisgarh	<b>District:</b> Raigarh (chhattisgarh)
<b>Class:</b> 3	<b>Subject:</b> Language
<b>Schools:</b> 58	<b>Students:</b> 752


### Participation/Coverage


#### Students

<b>GENDER</b> 	Boys		Girls	
	Number	%	Number	%
	358	47.61	394	52.39

<b>AREA</b> 	Rural		Urban	
	Number	%	Number	%
	708	94.15	44	5.85

<b>CATEGORY</b> 	SC		ST		OBC		GEN	
	Number	%	Number	%	Number	%	Number	%
	159	21.14	319	42.42	259	34.44	15	1.99

<b>CWSN</b> 	LD	VI	HI	S&LD	ID	Oth
	0	2	1	1	3	0

<b>Management</b> 	Government		Government-aided	
	Number	%	Number	%
	752	100.00	0	0.00

### Average Performance of Students in Language (%)

Overall	Gender		Area		Management		Social Group			
	Male	Female	Rural	Urban	Govt.	Aided	SC	ST	OBC	GEN
61.64	61.88	61.42	61.97	56.36	61.64	0.00	58.11	62.05	63.76	53.78

## Performance on Learning Outcomes (LOs)

Learning Outcomes	Description	Average Performance(%)
L304	Reads small texts with comprehension i.e., identifies main ideas, details, sequence and draws conclusions	64.20
L312	Reads printed scripts on the classroom walls: poems, posters, charts etc.	56.52

Range of Performance of Students who Answered Correctly							
Below 30%		30% - 50%		50% - 75%		Above 75%	
Number	%	Number	%	Number	%	Number	%
72	9.57	188	25.00	264	35.11	228	30.32

## Lowest Performing Learning Outcomes (LOs)

1 - Reads printed scripts on the classroom walls: poems, posters, charts etc. (56.52)

2 - Reads small texts with comprehension i.e., identifies main ideas, details, sequence and draws conclusions (64.20)